

MBA Roadmap After CET 2025: Your Step-by-Step Guide

(From Scorecard to B-School Seat – Your Journey Starts Here!)

So, you've appeared for MAH MBA CET 2025 — or maybe you're planning to. First of all, kudos!

You've taken a big step toward shaping your future. But what happens next? What should you do after CET to actually land that dream MBA seat?


Here's a step-by-step roadmap that every CET aspirant must follow to stay ahead of the game and confidently crack the admissions maze.



Step 1: Know Your Score & Percentile

Once the CET results are declared (usually a few weeks post-exam), your first job is to:


- Check your raw score and percentile.
- Compare it with cutoffs of top MBA colleges like SIES College, ITM Business School, Terna GBS, and private institutes.

 *Pro Tip: A 95.5+ percentile opens doors to elite colleges like JBIMS Mumbai.*

Step 2: Analyze Your Target Colleges

Not all colleges accept the same percentile range. Start researching:

- Top MBA colleges in Mumbai, Navi Mumbai, Thane, and Panvel.
- College-wise CET cutoffs from previous years.
- Specializations offered (Marketing, Finance, HR, Hospital & Health Management, Sustainability, Rural Management, etc.)
- Placement stats & ROI (Return on Investment)

 **Pro Tip:** If you're unsure between two colleges, visit both campuses before making a decision. If possible, look into placement, packages, and other opportunities to get better insights into which college is the right fit for you.

Step 3: Participate in Counseling Process

Admission counselling is the official process where B-schools and state authorities guide and allocate seats to MBA candidates based on:


- Entrance exam scores (like CET, GMAT, CAT, MAT, XAT, ATMA, and others)
- Academic background.

1. Institute-Level Counselling

- Conducted by MBA | PGDM colleges themselves.
- Students can apply directly to the selection process of college.
- May include group discussion or personal interviews in some cases.

2. All India Quota Counselling

- Some colleges accept national exams like CAT/CMAT/MAT and have separate counselling processes for non-Maharashtra students. You can apply directly via the official website for personalized guidance.
- Our dedicated admission team provides complete support throughout documentation and eligibility verification.

 **Pro Tip:** Keep multiple college options ready based on last year's cut-offs. Stay updated on counseling dates and document requirements to avoid last-minute stress. Lock your choices wisely: don't just go by rankings, but consider location, faculty, placements, and your career goals.

Step 4: Select the Optimal MBA Specialization

- Tailor your MBA journey with these in-demand specializations:
 - Marketing and Finance Management
 - Human Resource Management
 - Hospital and Health Management
 - Sustainability Management
 - Rural Management

- Take mentorship and aptitude analysis to help you choose the specialization aligned with your strengths and career goals.

Step 5: Confirm Admission

Congratulations! You're in. Now it's time to:

- Once selected, complete your admission by submitting the necessary documentation and initial fees.
- Explore merit-based scholarships and need-based financial assistance.
- Early applicants benefit from preferred batch allocations and career counseling sessions. Plan for hostels, accommodation, and books if needed.
- Brush up your communication & Excel skills.
- Start reading about current affairs & business trends.
- Connect with your future batchmates on LinkedIn and WhatsApp groups.
- Gain a competitive advantage through industry-recognized certifications: Google Digital Marketing, SAP, NSE Certification, Six Sigma, and more.

🌟 *Bonus Tip: Join pre-MBA orientation or foundation programs to get a head start!*